

Amova SGD Investment Grade Corporate Bond Index ETF

Singapore corporate bonds now made affordable for everyone

 **amova**
Asset Management

SUMITOMO MITSUI TRUST GROUP

01

Singapore's first investment grade corporate bond ETF

Companies issue bonds as a form of borrowing to fund business activities, expansion or new ventures. These corporate bonds typically trade in large blocks of at least SGD 250,000, and are not usually accessible to individual investors.

The Amova SGD Investment Grade Corporate Bond ETF (the "Fund") is the first to offer investors easy access to SGD-denominated, investment grade corporate bonds in affordable units.

The Fund aims to replicate the performance of the iBoxx SGD Non-Sovereigns Large Cap Investment Grade Index (the "Index").

In Singapore, the Amova SGD Investment Grade Corporate Bond Index Fund is classified as an Excluded Investment Product. This means that a Customer Account Review is not required before an investor transacts in the Fund.

The Fund is included under the CPF Investment Scheme ("CPFIS") – Ordinary Account and is classified under the Low to Medium Risk – Narrowly Focused – Country – Singapore category.

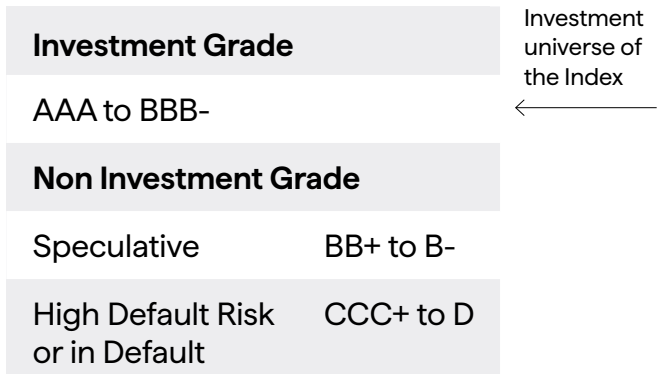
Investment grade bonds

The Index enjoys an A+ average credit rating* and invests in investment grade bonds. An investment grade rating shows that the corporate bond has a relatively lower risk of default, and are normally rated from AAA to BBB- (S&P).

Bonds with credit ratings lower than BBB- (S&P) are considered to have a lower credit quality. They are also commonly known as Junk Bonds, and subject investors to more uncertain coupon payments as well as higher default risk.

* Amova AM 30 Sep 2024

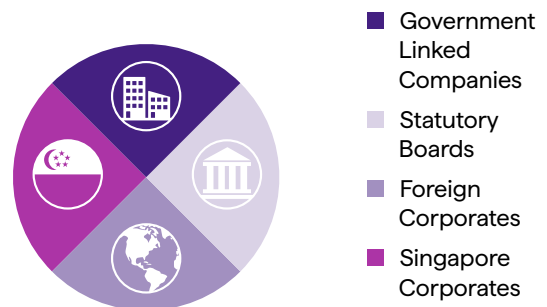
Figure 1



Investment grade issuers

The Index comprises bonds issued by established and credible institutions such as sovereign wealth fund **Temasek Financial I Limited** and statutory boards such as the **Housing Development Board (HDB)**, the **Land Transport Authority (LTA)**, and the **Public Utilities Board (PUB)**.

Figure 2



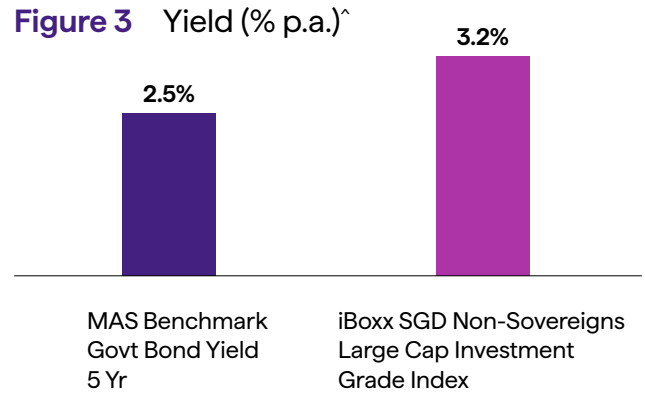
For pictorial illustration only.

02 Why invest in this ETF?

1. Higher yield backed by investment grade credit quality

With a yield of 3.2%, the Index offers higher yield as compared to the MAS Benchmark Government Bond Yield 5 Year at 2.5%. This is to compensate investors for taking on additional credit risk on top of interest rate risk.

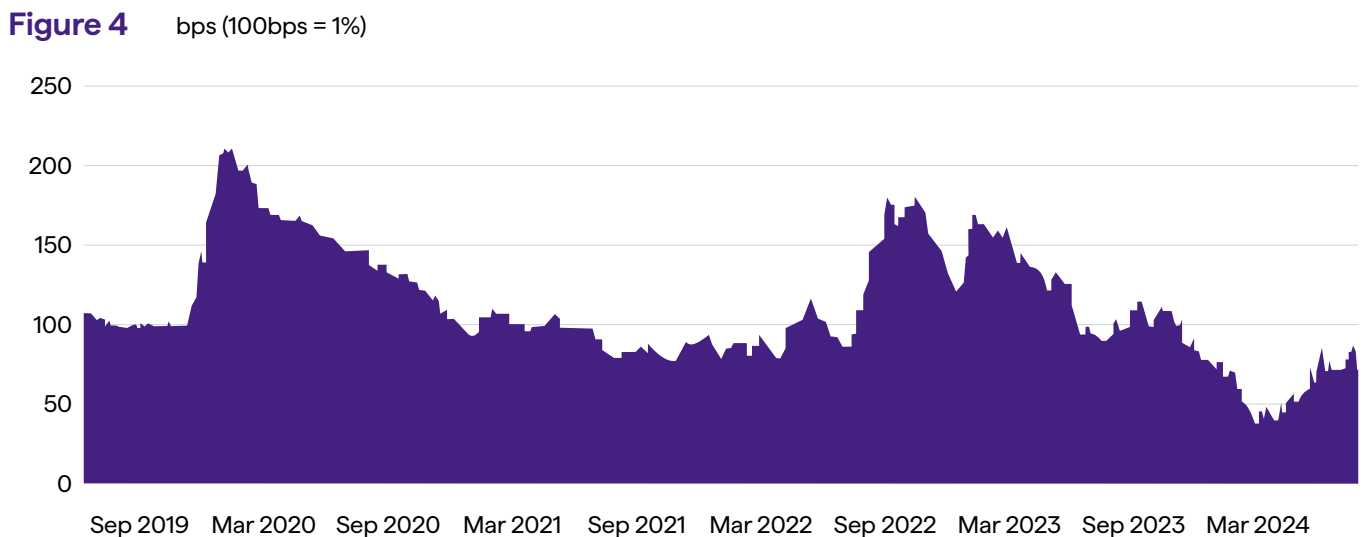
Nevertheless, it should be noted that this Index focuses on investment grade issuers, which seeks to minimise credit risk exposure.



Source: S&P Global, MAS, Bloomberg, as of 30 Sep 2024. Past performance is not indicative of future performance.

[^] Yield comparison is based on the yield to maturity of the Monetary Authority of Singapore Benchmark Govt Bond 5 Year, as at 30 Sep 2024. The Index's yield to maturity is as of 30 Sep 2024, assuming no corporate default. This is calculated by weighting the yield of each bond held by the Index at the time of calculation with capitalization and duration. Yield of a bond is the interest rate used to bring all future cashflows of the bond to its present value. This number is for reference only and would vary according to market conditions and it does not represent the ETF's distribution yield or actual rate of return.

The chart below displays the difference in annual yield between the iBoxx SGD Non-Sovereigns Large Cap Investment Grade Index and Singapore Government bonds of similar maturities across time.



Source: S&P Global, as of 30 Sep 2024. Past performance is not necessarily indicative of future performance. Index performance does not factor in any management fees, transaction costs or fund expenses of the ETF. Data of the Index presented here may not be exactly the same as that of the ETF.

2. Stability and strength of the Singapore Dollar



For local investors, the Amova SGD Investment Grade Corporate Bond ETF being SGD-denominated poses no currency risk.

For foreign investors, the stability and strength of the Singapore Dollar is positive.

The Singapore Dollar is managed against a basket of currencies of its major trading partners along a typically appreciating path or crawl within a policy band.

An appreciating trajectory for the Singapore Dollar Nominal Effective Exchange Rate (S\$NEER) helps to contain inflationary pressures, and Singapore believes that a strong S\$NEER is one of the several prime indicators of a highly-competitive economy.

Source: MAS FAQ on Singapore's Monetary Policy Framework, 21 Apr 2023

3. Diversification value

Figure 5

During the period from Sep 2014 to Sep 2024, Singapore corporate bonds displayed low correlation to Singapore equities.

Correlation Period: Sep 2014 - Sep 2024 (10 Years)	Singapore Equities
SGD Investment Grade Corporate Bonds	0.21

Source: Amova AM, Bloomberg, as of 30 Sep 2024 (based on internal calculation)

Who is the Fund suitable for?

The Fund is only suitable for investors who:

- Seek medium to long-term capital appreciation
- Believe that the index will increase in value
- Are willing and able to accept that their principal will be at risk
- Seek an "index-based" approach to investing in a portfolio of SGD-dominated Investment Grade Bonds in a cost effective and easy to access manner

You should consult your financial advisers if in doubt about whether this product is suitable for you.

What are the key risks of this Fund?

- Market and credit risks
- Liquidity risks
- Product-specific risks
 - Interest rate risk and credit risk
 - Tracking error risk
 - Risk associated with the investment strategy of the Fund / lack of discretion by Manager to adapt to market changes

You should be aware that investment in the Fund may be exposed to other risks of an exceptional nature from time to time. Please refer to the Fund Prospectus and Product Highlights Sheet for further details.

Fund information

Benchmark	iBoxx SGD Non-Sovereigns Large Cap Investment Grade Index
Listing Date	27 August 2018
Fund Structure	Open-ended Listed Unit Trust traded on Singapore Exchange
Lot Structure	1 unit per lot
Dividend Distribution Frequency	Semi-annually [^]
Manager	Amova Asset Management Asia Limited
Trustee	DBS Trustee Limited
Management Fee	0.15% p.a.
Total Expense Ratio	0.26% p.a. (Audited as of financial period ended 30 June 2024)
Designated Market Makers	Flow Traders Asia Pte. Ltd. / Phillip Securities Pte. Ltd.
SGX Stock Code	MBH
SGX Trading Name	Amova SGD IGBond ETF
Bloomberg Ticker	NIKIGCB SP
ISIN Stock Code	SGXC70121915

[^] Distributions are not guaranteed and are at the absolute discretion of the Managers. If the investment income is insufficient to fund a distribution for the Fund, the Managers may determine that such distributions should be paid from the capital of the Fund. Any distribution is expected to result in an immediate reduction of the Fund's net asset value per unit. Please refer to the Fund prospectus and Product Highlights Sheet for further details.

Find out more about
Amova Asset Management Asia Limited
(formerly Nikko Asset Management Asia Limited)
<https://sg.amova-am.com>



Tel: +65 6500 5700
1-800-535-8025

Email: AsiaETF@amova-am.com

Important Information: The Central Provident Fund (“CPF”) Ordinary Account (“OA”) interest rate is the legislated minimum 2.5% per annum, or the 3-month average of major local banks’ interest rates, whichever is higher, reviewed quarterly. The interest rate for Special Account (“SA”) is currently 4% per annum or the 12-month average yield of 10-year Singapore Government Securities plus 1%, whichever is higher, reviewed quarterly. Only monies in excess of \$20,000 in OA and \$40,000 in SA can be invested under the CPF Investment Scheme (“CPFIS”). Please refer to the website of the CPF Board for further information. Investors should note that the applicable interest rates for the CPF accounts and the terms of CPFIS may be varied by the CPF Board from time to time.

The performance of the ETF’s price on the Singapore Exchange Securities Trading Limited (“SGX-ST”) may be different from the net asset value per unit of the ETF. The ETF may also be suspended or delisted from the SGX-ST. Listing of the units does not guarantee a liquid market for the units. Investors should note that the ETF differs from a typical unit trust and units may only be created or redeemed directly by a participating dealer in large creation or redemption units.

This document is purely for informational purposes only with no consideration given to the specific investment objective, financial situation and particular needs of any specific person. It should not be relied upon as financial advice. Any securities mentioned herein are for illustration purposes only and should not be construed as a recommendation for investment. **You should seek advice from a financial adviser before making any investment. In the event that you choose not to do so, you should consider whether the investment selected is suitable for you.** Investments in funds are not deposits in, obligations of, or guaranteed or insured by Amova Asset Management Asia Limited (“Amova Asia”).

Past performance or any prediction, projection or forecast is not indicative of future performance. The Fund or any underlying fund may use or invest in financial derivative

instruments. The value of units and income from them may fall or rise. Investments in the Fund are subject to investment risks, including the possible loss of principal amount invested. You should read the relevant prospectus (including the risk warnings) and product highlights sheet of the Fund, which are available and may be obtained from appointed distributors of Amova Asia or our website (<https://sg.amova-am.com>) before deciding whether to invest in the Fund.

The information contained herein may not be copied, reproduced or redistributed without the express consent of Amova Asia. While reasonable care has been taken to ensure the accuracy of the information, Amova Asia does not give any warranty or representation, either express or implied, and expressly disclaims liability for any errors or omissions. Information may be subject to change without notice. Amova Asia accepts no liability for any loss, indirect or consequential damages, arising from any use of or reliance on this document. This advertisement has not been reviewed by the Monetary Authority of Singapore.

The index referenced herein (the “Index”) is a product of S&P Dow Jones Indices LLC or its affiliates (“SPDJI”), and has been licensed for use by Amova Asset Management Asia Limited. S&P®, S&P 500®, US 500, The 500, iBoxx®, iTraxx® and CDX® are trademarks of S&P Global, Inc. or its affiliates (“S&P”); Dow Jones® is a registered trademark of Dow Jones Trademark Holdings LLC (“Dow Jones”); and these trademarks have been licensed for use by SPDJI and sublicensed for certain purposes by Amova Asset Management Asia Limited. The Fund is not sponsored, endorsed, sold or promoted by SPDJI, Dow Jones, S&P, their respective affiliates, and none of such parties make any representation regarding the advisability of investing in such product(s) nor do they have any liability for any errors, omissions, or interruptions of the Index.

Amova Asset Management Asia Limited. Registration Number 198202562H